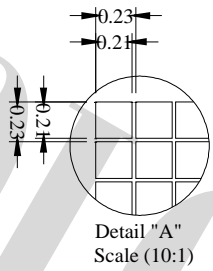
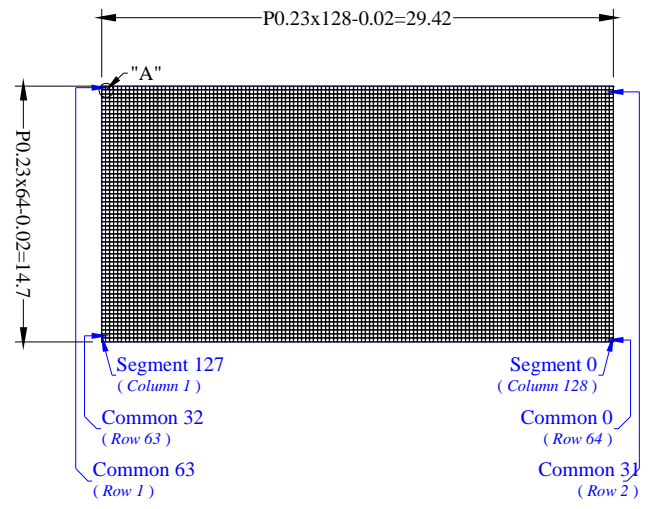
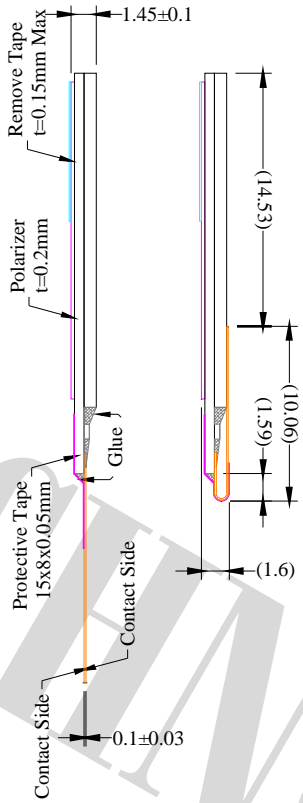
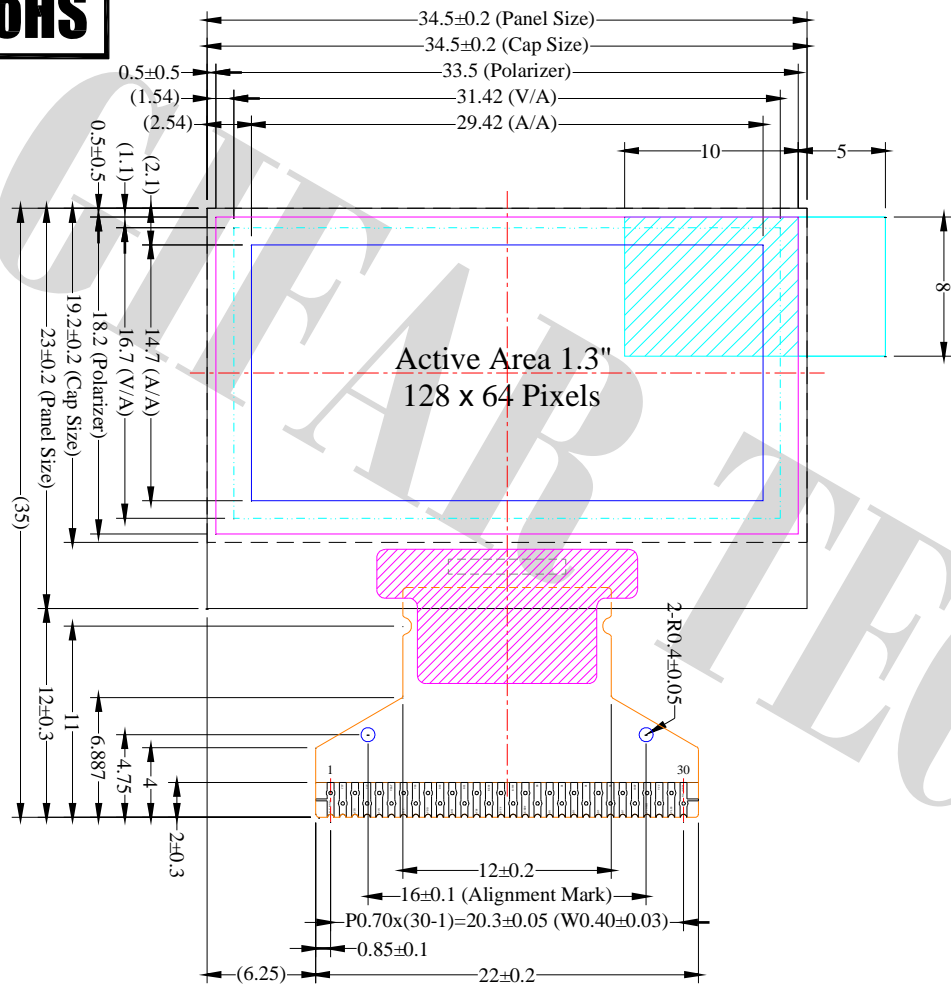


**RoHS**



Pin	Symbol
1	N.C. (GND)
2	C2P
3	C2N
4	C1P
5	C1N
6	VBAT
7	N.C.
8	VSS
9	VDD
10	BS0
11	BS1
12	BS2
13	CS#
14	RES#
15	D/C#
16	R/W#
17	E/RD#
18	D0
19	D1
20	D2
21	D3
22	D4
23	D5
24	D6
25	D7
26	IREF
27	VCOMH
28	VCC
29	VLSS
30	N.C. (GND)

Notes:

1. Color: White
2. Driver IC: SSD1306
3. FPC Number: UT-0206-P05
4. Interface:  
8-bit 68XX/80XX Parallel, 3-/4-wire SPI, I2C
5. General Tolerance: ±0.30
6. The total thickness (1.55 Max) is without polarizer protective film & remove tape.  
The actual assembled total thickness with above materials should be 1.80 Max.

日期	版本	修改内容

 晶發科技股份有限公司  
GI FAR TECHNOLOGY CO., LTD

DATE	2011.07.08	REV	X0
UNIT : mm	Product :	GFOG128064E-WG	
SCALE : 1/1	DRAWN :	Hazel	CHECKED : Sidney
SHEET : 1/1			PAGE : 1/1