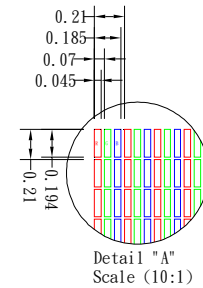
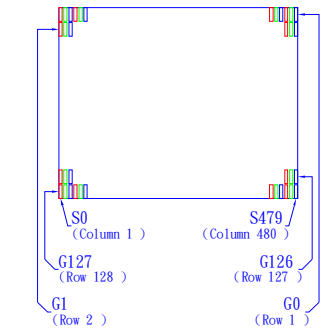
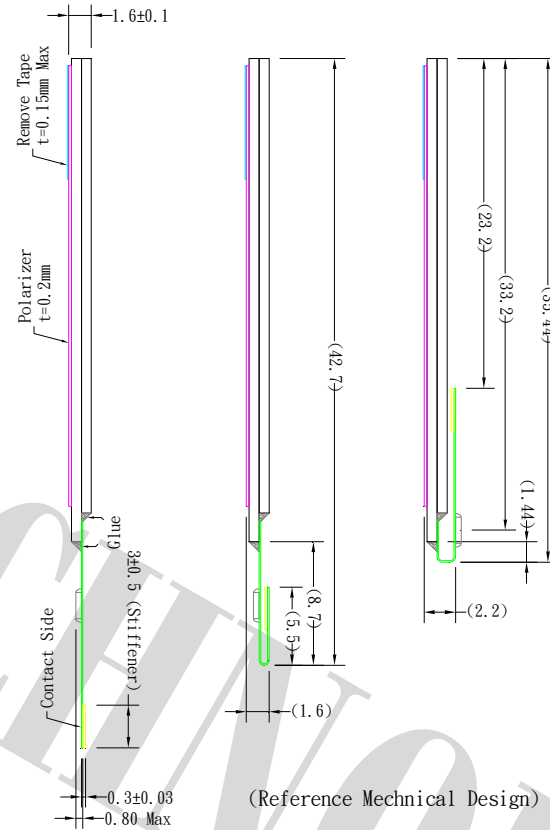
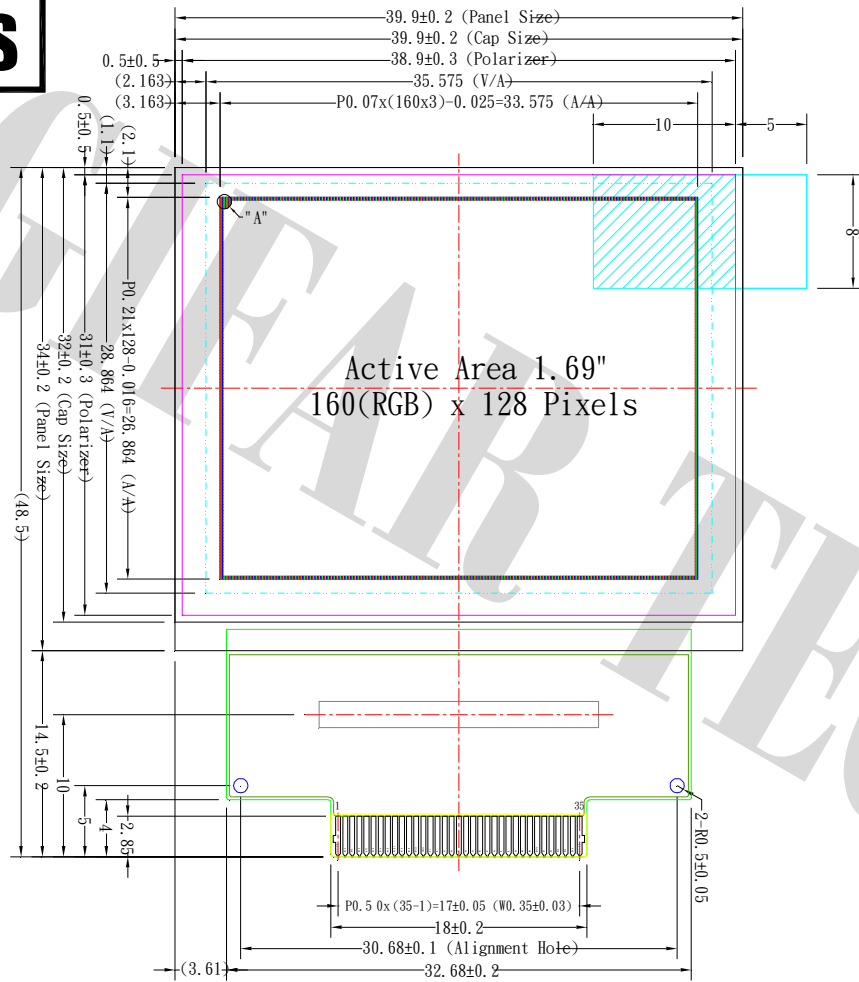


**RoHS**



Pin	Symbol
1	N.C. (GND)
2	VSDH
3	VDDH
4	VSSH
5	IREF
6	OSC12
7	OSCA1
8	VDDIO
9	VSYNCO
10	VSYNC
11	BSYNC
12	DOTCLK
13	ENABLE
14	CPU
15	PS
16	D17
17	D16
18	D15
19	D14
20	D13
21	D12
22	D11
23	D10
24	D9
25	RS
26	CSB
27	RDB
28	WRB
29	RESETB
30	VSS
31	VDD
32	VSSH
33	VDDH
34	VSDH
35	N.C. (GND)

Notes:

1. Driver IC: SEPS525
2. Die Size: 19660um x 1850um
3. COF Number: SEPS525F00 / UT-0825-F01
4. Interface:  
8-/9-bit 68XX/80XX Parallel, 4-wire SPI, 6-bit RGB I/F
5. General Tolerance: ±0.30
6. The total thickness (1.70 Max) is without polarizer protective film & remove tape.  
The actual assembled total thickness with above materials should be 1.95 Max

日期	版本	修改内容


**晶發科技股份有限公司**  
**GIFAR TECHNOLOGY CO., LTD**

<b>DATE</b>	2018.10.23	<b>REV</b>	00	<b>DRAWING NO.:</b>	R01-2017071403
<b>UNIT : mm</b>	<b>Product :</b> GFOG160128A-HF				
<b>SCALE : 1/1</b>	<b>DRAWN:</b>	Hazel	<b>CHECKED:</b>	Sidney	<b>PAGE: 1/1</b>