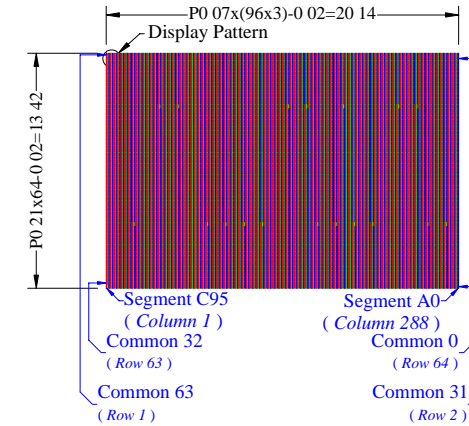
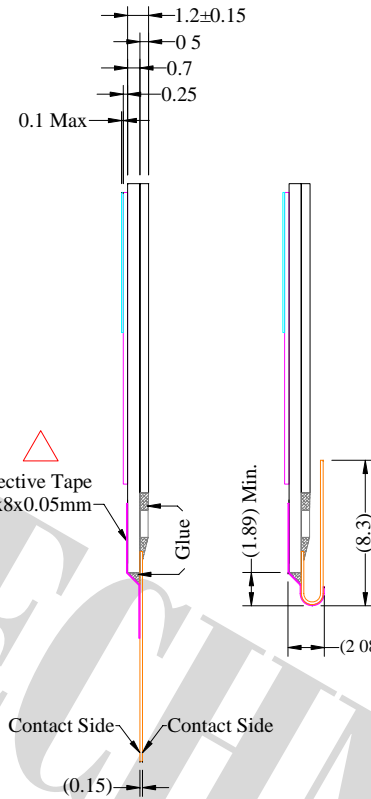
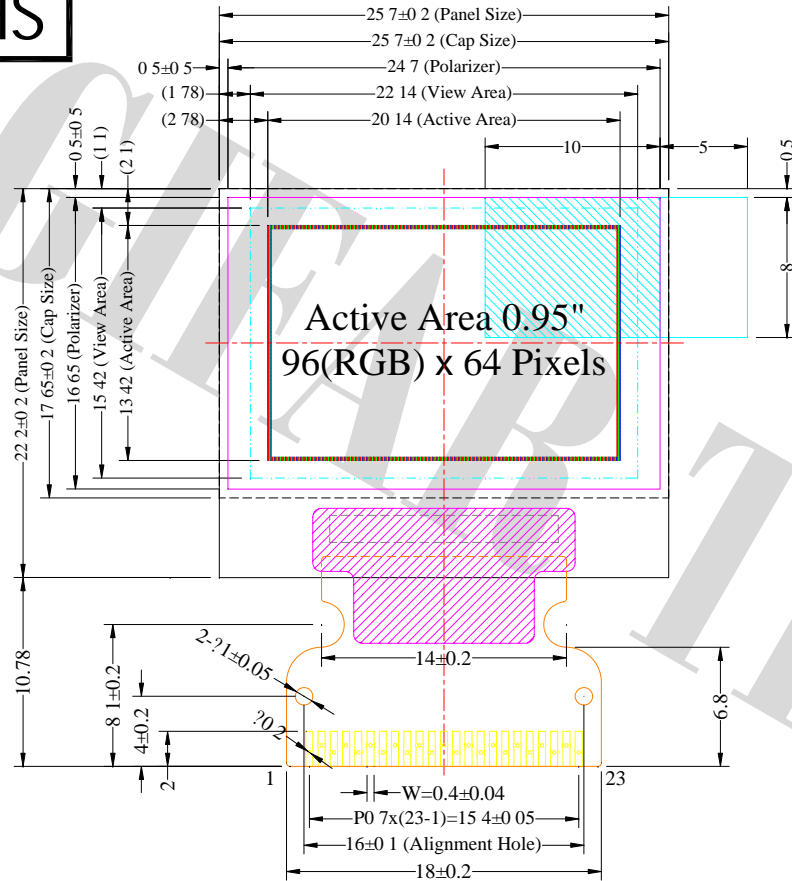
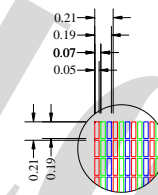


RoHS



Notes:

1. Driver IC: SSD1331Z
2. Die Size: 13067um x 1547um
3. FPC Number: UT-0231-P01
4. Interface:
8-bit 68XX/80XX Parallel, 4-wire SPI
5. The film terminal use "Au Plating"
6. General Tolerance: ±0.30
7. The total thickness (1.35 Max) is without Polarizer & Remove Tape.
The actual assembled total thickness with above materials should be 1.70 Max.



Display Pattern Scale (5:1)

Pin	Symbol
1	NC
2	VSS
3	VDD
4	VDDIO
5	BS1
6	BS2
7	IREF
8	CS#
9	RES#
10	D/C#
11	R/W#
12	E
13	D0
14	D1
15	D2
16	D3
17	D4
18	D5
19	D6
20	D7
21	VCOMH
22	VCC
23	N.C.

日期 版本 修改内容

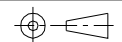


晶發科技股份有限公司
GI FAR TECHNOLOGY CO., LTD

DATE 2017.07.06 REV 00 DRAWING NO.: R01-2017070601

UNIT : mm
SCALE : 1/1

Product : GFOG096064A-HG



DRAWN: Hazel CHECKED: Donlin PAGE: 1/1